

LED HIGH BAY LIGHT

INSTALLATION GUIDE



VOLTS	100-240V /277V AC
PROTECTION CLASS	Class I
POWER FACTOR	>0.95
OPERATING TEMP.	-40°C ~ +50°C
BEAM ANGLE	60°, 90°, 110°
HOUSING	ADC12 aluminium with type 316 stainless steel screws and bolts
HOUSING COLOR	Black
MOUNTING	Hook Loop, Various Brackets
IP RATING	IP65
IK RATING	IK10
CONNECTION METHOD	Cable, 3-pole
WARRANTY	5 years

Nominal Wattage	Luminous Efficacy (±5%)	Lumen Output (±5%)	Fixture Dimension	Fixture Weight	Packing Type	EPA
100W	2835 Version: 190 lm /w 3030 Version: 145 lm /w	19000 lm 14500 lm	286 x286 x147mm	2.6kg	1unit /ctn	0.098m ²
150W	2835 Version: -- 3030 Version: 140 lm /w	-- 21000 lm	286 x286 x147mm	2.6kg	1unit /ctn	0.098m ²
150W	2835 Version: 190 lm /w 3030 Version: --	28500 lm --	330 x330 x165mm	3.4kg	1unit /ctn	0.131m ²
200W	2835 Version: 190 lm /w 3030 Version: 145 lm /w	38000 lm 29000 lm	330 x330 x165mm	3.4kg	1unit /ctn	0.131m ²

MOUNTING & CONNECTION INSTRUCTIONS

STEP1: Open the packaging and check the product. In case of any damage, contact us.

STEP2: Fasten the ring or bracket onto high bay light with screws provided.

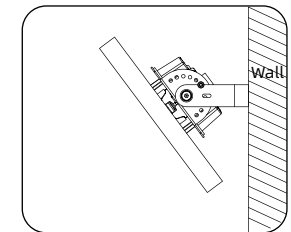
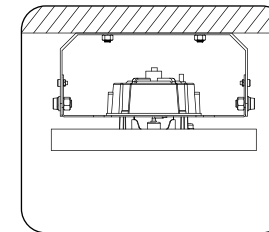
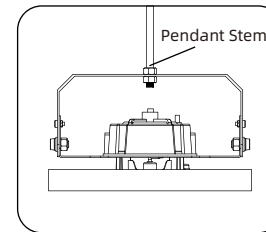
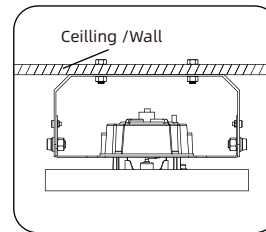
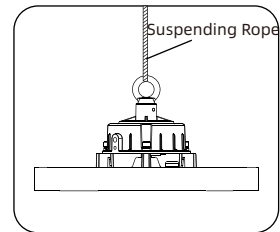
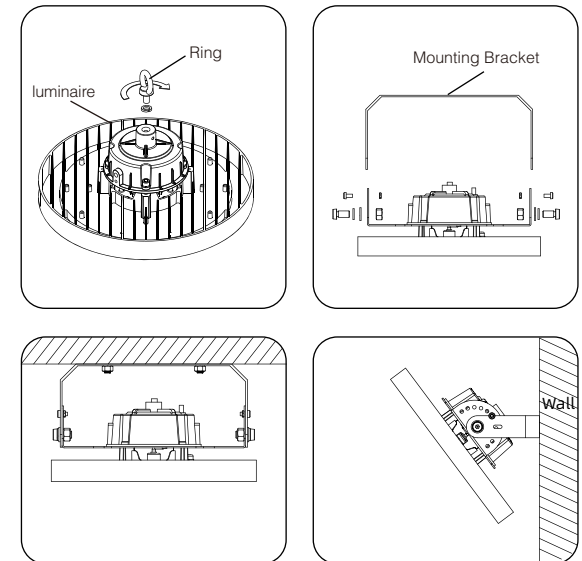
STEP3: Adjust the high bay light to direct the light in the desired direction before tightening the screws.

(Bracket Mounted)

STEP4: Be sure to connect the cable correctly. Brown-Live, Blue- Neutral, Yellow/Green- --Ground.

STEP5: Switch the voltage on and check to see that the high bay light works properly.

Recommended torque: 12Nm ± 1Nm (Bracket Mounted)



CAUTION

- Installation and maintenance must be performed by professionals only.
- Please ensure the holder is strong enough and the screws are tightened.
- The ground wire must be securely connected.
- Please make sure the lamp is working with correct input voltage.
- Cut off the power before maintenance.
- Do not use chemicals or corrosive cleaner to clean the fixture.
- If the external flexible cable or cord of this luminaire is damaged, it shall be exclusively replaced by qualified person in order to avoid a hazard.