

A -SERIES



SAVE TODAY'S ENERGY FOR TOMORROW



LED CANOPY LIGHTS



Overview

The ZGSM® A-Series LED canopy lights are using PHILIPS LUMILEDS® luminous source, providing excellent lumen output, long-lasting stability and splendid sight.

The ZGSM A-Series LED canopy lights have a high luminous efficiency and better service life. Provide 7 years warranty on luminaire.

Color Options

White

LED LUMINOUS SOURCE



Philips Lumileds 3030 2D
Greater than 150lm/W high efficacy, illumination grade LED light source.

LED DRIVER



High-end Mean Well HLG Series LED driver, optimal stability, performance and lifespan.

Design Features



Professional lens design, suitable for various applications.



Exquisite module design with powerful thermal dissipation and IP67 waterproof performance.



Overall stainless steel screws adopted.



Reasonable heat sink design, not only keep ventilation but also avoid laceration.



Convenient & fast installation.



The exquisite and innovated frame holder not only makes the installation more simple but also firmer.

DETAILED FEATURES

Electrical & Photometric

★ 3030 Version

Number of Modules	Model	LED Working Current	Power	Luminaire Efficacy (+/- 5%)	Lumen Output (+/- 5%)	Input Voltage	LED Brand	Driver Brand	Beam Angle	CCT (K)	Lifetime (h)
1	ZGSM-QD40A4	75mA	40W	140 lm /w	5600 lm	100-240V /277V AC 50 /60Hz	Philips Lumileds 3030 2D	MeanWell	110°	3000* 4000 5000 5700	>100,000 (L70)
	ZGSM-QD50A5	93mA	50W	135 lm /w	6750 lm						
	ZGSM-QD60A6	115mA	60W	130 lm /w	7800 lm						
2	ZGSM-QD80A4	80mA	80W	140 lm /w	11200 lm						
	ZGSM-QD100A5	97mA	100W	135 lm /w	13500 lm						
	ZGSM-QD120A6	115mA	120W	130 lm /w	15600 lm						
3	ZGSM-QD120A4	80mA	120W	140 lm /w	16800 lm						
	ZGSM-QD150A5	97mA	150W	135 lm /w	20250 lm						
	ZGSM-QD180A6	115mA	180W	130 lm /w	23400 lm						
4	ZGSM-QD160A4	80mA	160W	140 lm /w	22400 lm						
	ZGSM-QD200A5	97mA	200W	135 lm /w	27000 lm						

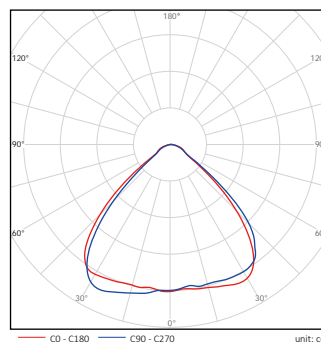
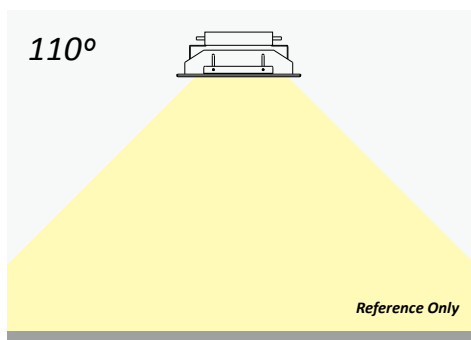
*Luminous Efficacy of 3000K is 5% lower than other CCTs.

Working Environment & Packing

Number of Modules	Working Environment	Storage Temperature	Rating	CRI	Power Factor	Power Efficiency	Material	Hole Size (mm)	Product Dimensions (mm)	Carton Size (mm)	N.W (kg)	G.W (kg)
1	-40 °C ~ +50 °C 10% ~ 90%RH	-40 °C ~ +50 °C	Class I IP65 IK10	>70	>0.95	>90%	Housing: Steel Alloy; Heat sink: Stretched Aluminium Alloy; Lens: PC	103*315	180*365*130	415*200*195	3.2	4.0
2								186*315	264*365*130	415*285*195	4.7	6.7
3								265*315	330*365*130	415*365*195	6.7	8.7
4								350*350	430*400*130	455*455*195	8.4	10.4

Note: Above data of weight are all typical values.

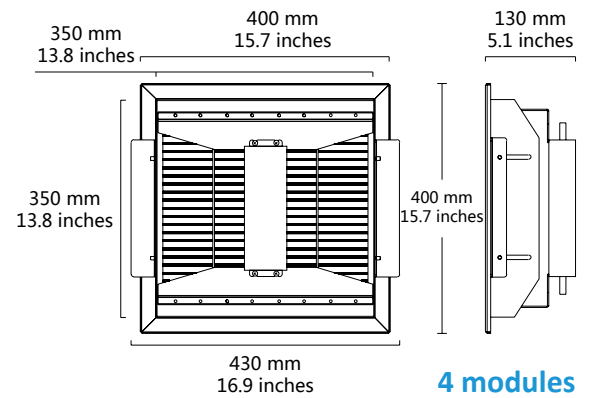
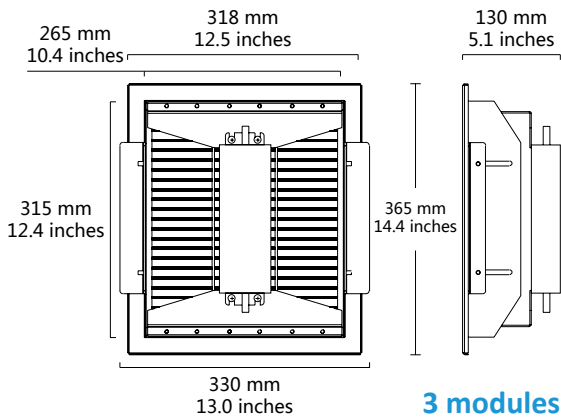
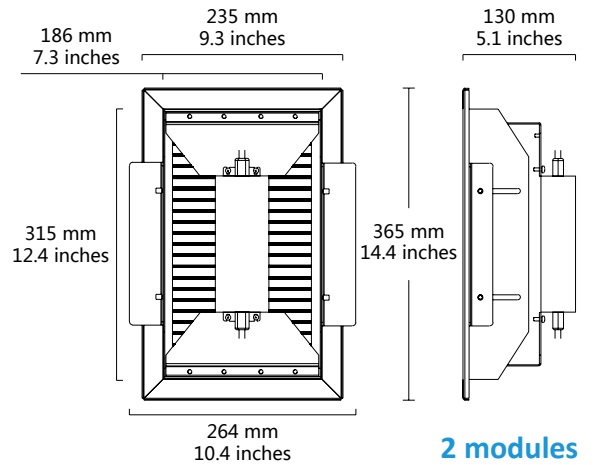
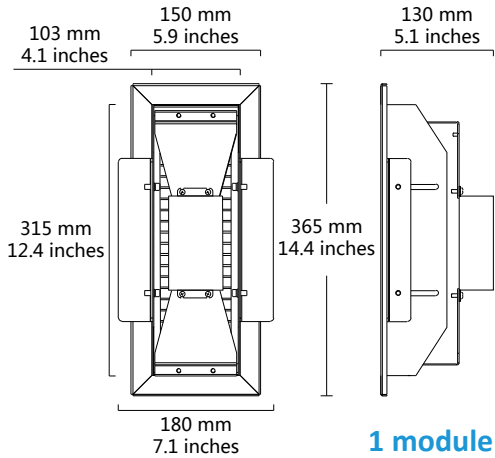
Optic



Lens code: 110°

Applications:
Gas Station | Shelf Aisle | High Hall |
High Workshop | Warehouse

Dimension



- Customized frame service depends on needs.

Installation

